

ONLINE PERSONALS WATCH

Last Update: Aug 7, 2013

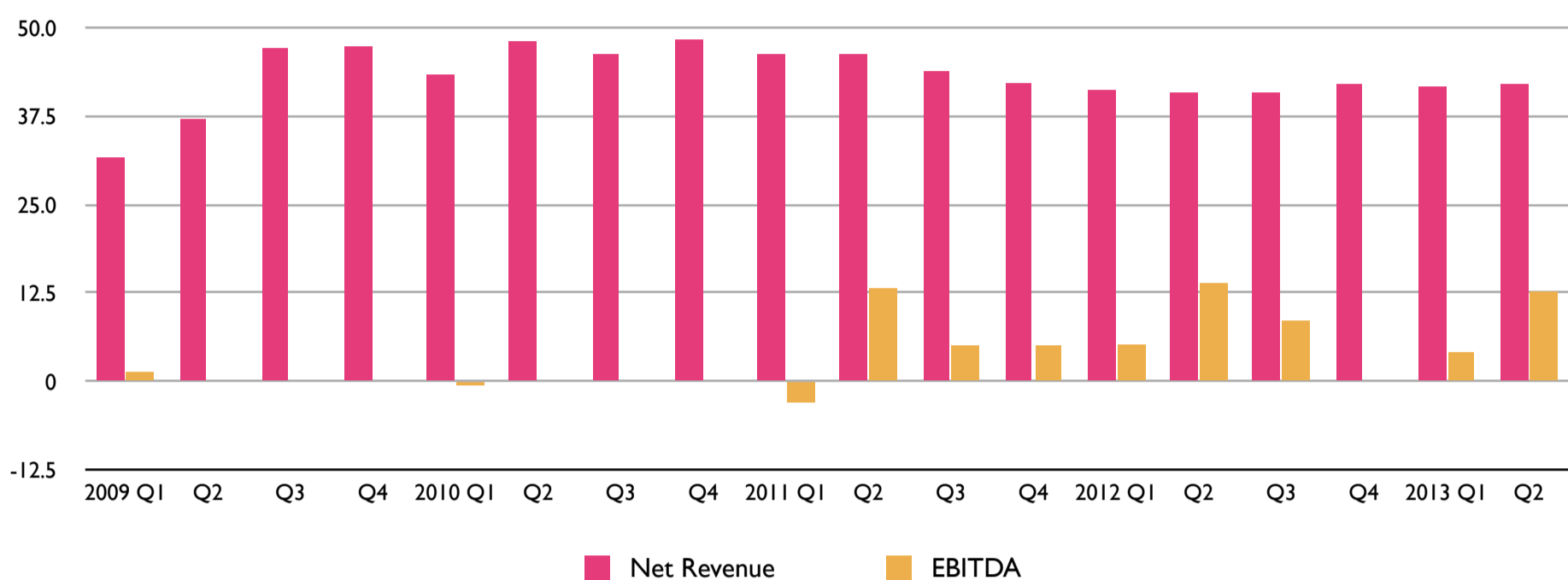
Source: Meetic Press Releases



REVENUE/EBITDA - MILLION EUR

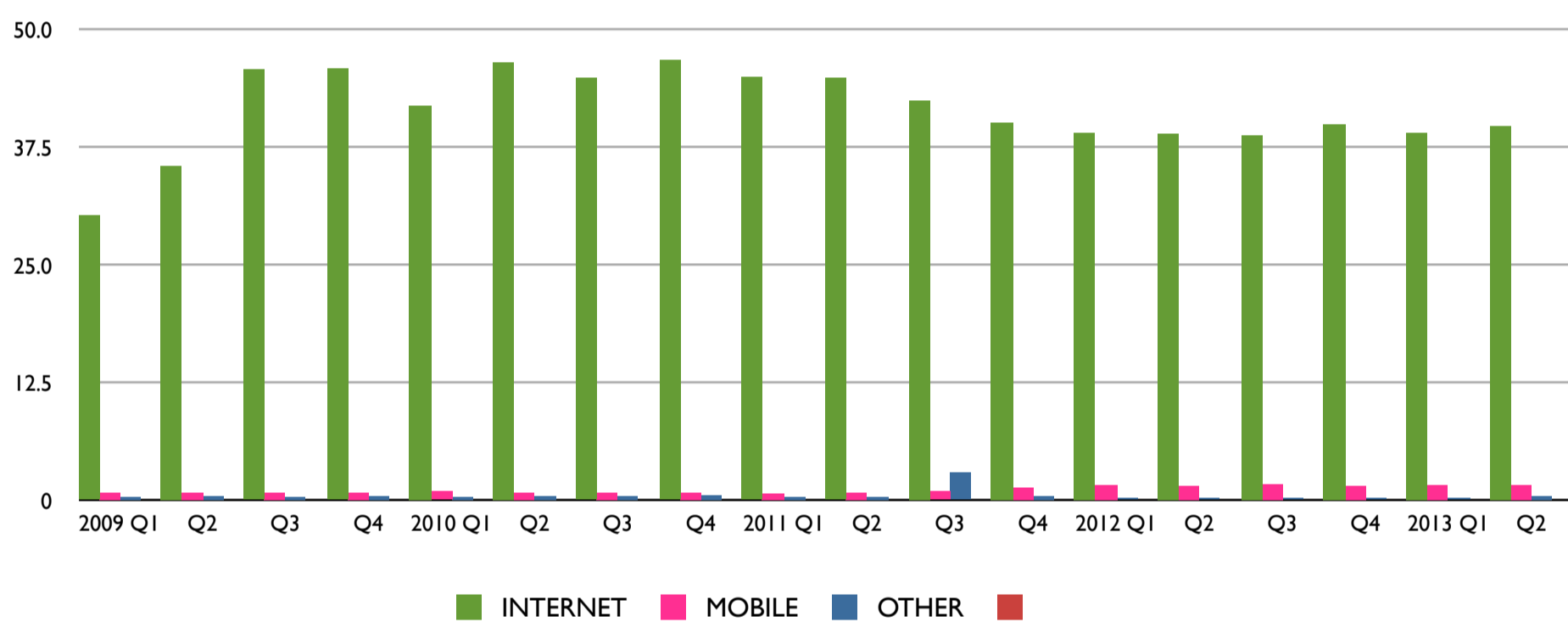
PERIOD	2009				2010				2011				2012				2013	
	Q1	Q2	Q3	Q4	Q1	Q2	Q3	Q4	Q1	Q2	Q3	Q4	Q1	Q2	Q3	Q4	Q1	Q2
NET REVENUE	31.6	37.1	47.1	47.3	43.4	48.0	46.3	48.3	46.2	46.2	43.8	42.1	41.2	40.8	40.8	42.0	41.6	42.0
EBITDA	1.3	N/A	N/A	N/A	-0.6	N/A	N/A	N/A	-3.0	13.2	5.1	5.1	5.2	13.9	8.5	N/A	4.1	12.7

Q1 & Q2 2013 RESULTS EXCLUDING MASSIVE MEDIA (TMOO)



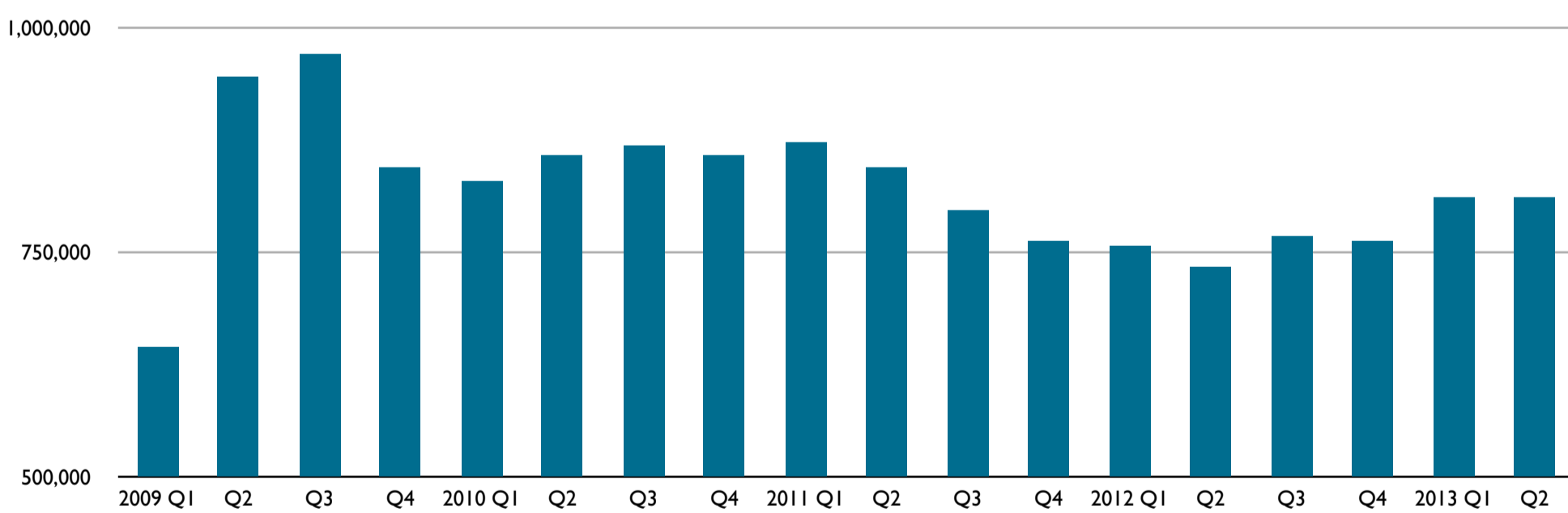
CONSOLIDATED REVENUE BY ACTIVITY - MILLION EUR

PERIOD	2009				2010				2011				2012				2013	
	Q1	Q2	Q3	Q4	Q1	Q2	Q3	Q4	Q1	Q2	Q3	Q4	Q1	Q2	Q3	Q4	Q1	Q2
INTERNET	30.3	35.6	45.8	45.9	42.0	46.6	44.9	46.8	45.0	44.9	42.5	40.2	39.1	39.0	38.8	40.0	39.1	39.8
MOBILE	0.9	0.9	0.9	0.9	1.0	0.9	0.9	0.9	0.8	0.9	1.0	1.4	1.7	1.6	1.8	1.6	1.7	1.7
OTHER	0.4	0.5	0.4	0.5	0.4	0.5	0.5	0.6	0.4	0.4	3.0	0.5	0.3	0.3	0.3	0.3	0.3	0.5



NUMBER OF SUBSCRIBERS

PERIOD	2009				2010				2011				2012				2013	
	Q1	Q2	Q3	Q4	Q1	Q2	Q3	Q4	Q1	Q2	Q3	Q4	Q1	Q2	Q3	Q4	Q1	Q2
SUBSCRIBERS	644,577	945,348	970,623	844,360	829,258	858,008	869,000	858,197	872,047	844,435	797,093	762,099	757,332	733,158	767,803	762,099	811,534	811,065



MEETIC (MEET.PA) COMMON STOC - BASIC CHART COMPARED TO DOW JONES INDUSTRIAL AVERAGE

Meetic S.A. (MEET.PA) - Paris

[Add to Portfolio](#) [Like](#) 0

12.14 ↑ 0.07 (0.58%) 5:24AM EDT

Enter name(s) or symbol(s) [GET CHART](#) [COMPARE](#) [EVENTS](#) [TECHNICAL INDICATORS](#) [CHART SETTINGS](#) [RESET](#)

