

ONLINE PERSONALS WATCH

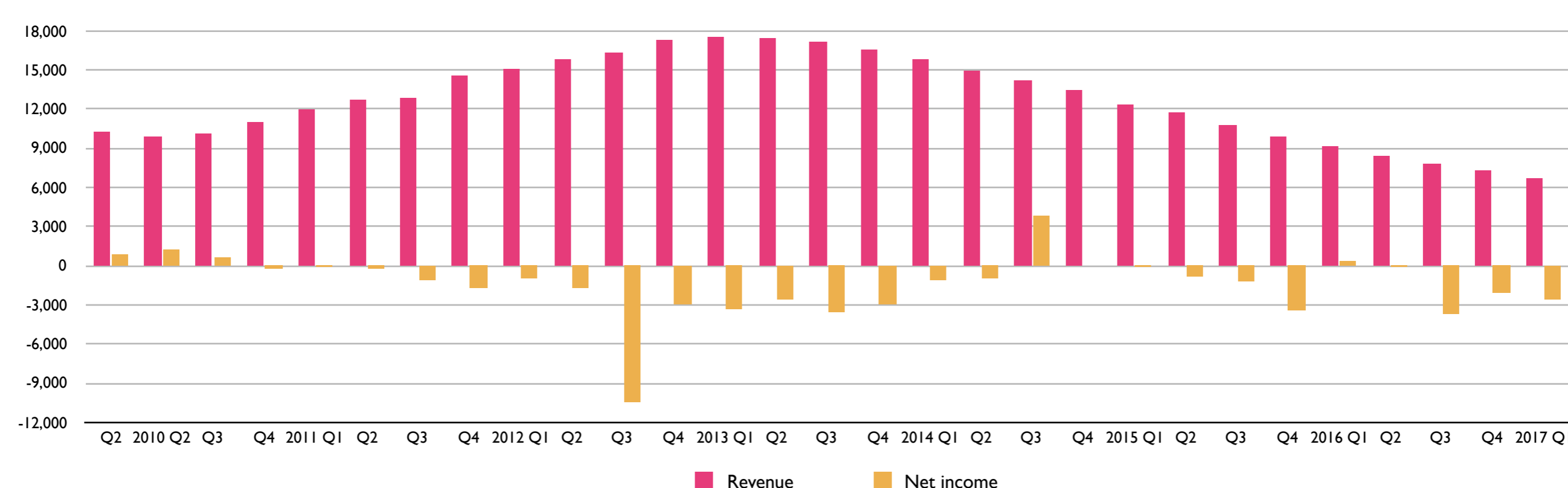
Last Update: Sep 29, 2017

Source: Spark Networks Press Releases



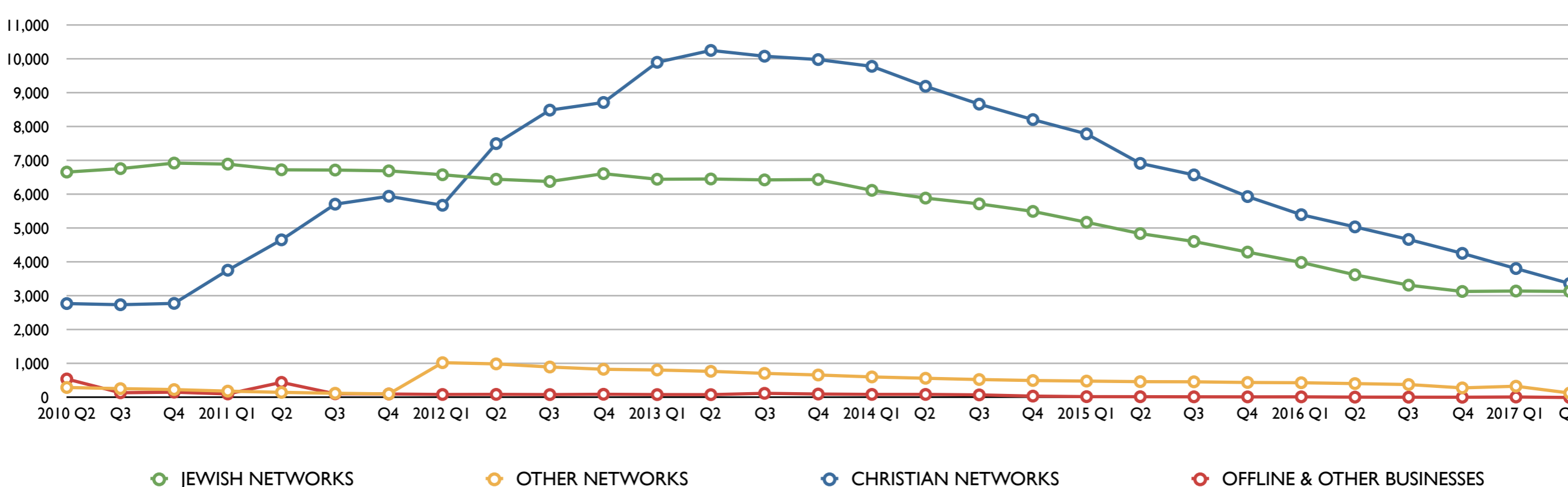
NET REVENUE/NET INCOME - (000) USD

PERIOD	2010			2011			2012			2013			2014			2015			2016			2017							
	Q2	Q3	Q4	Q1	Q2	Q3	Q4	Q1	Q2	Q3	Q4	Q1	Q2	Q3	Q4	Q1	Q2	Q3	Q4	Q1	Q2	Q3	Q4	Q1	Q2				
REVENUE	10,289	9,916	10,109	10,960	11,995	12,677	12,861	14,555	15,046	15,871	16,271	17,263	17,581	17,361	17,204	16,616	15,757	15,008	14,264	13,486	12,300	11,700	10,700	9,900	9,100	8,391	7,743	7,264	6,640
NET INCOME	923	1,266	626	-184	-81	-238	-1,108	-1,700	-1,000	-1,737	-10,500	-2,940	-3,276	-2,615	-3,549	-2,892	-1,135	-969	3,869	1	-95	-822	-1,200	-3,400	329	-94	-3,700	-2,100	-2,519



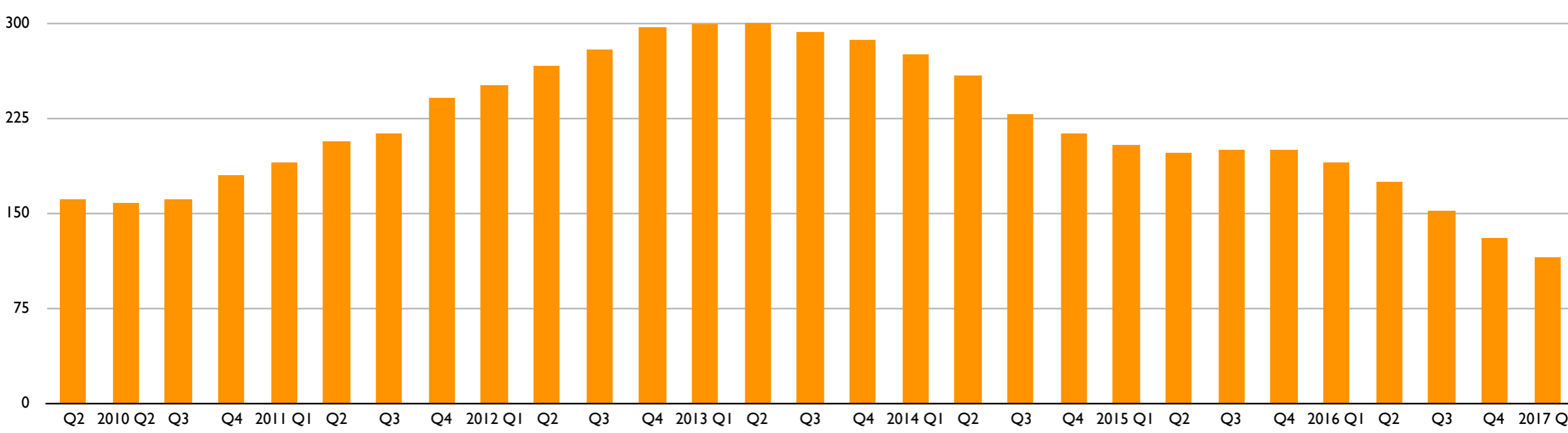
NET REVENUE BY NETWORKS - (000) USD

PERIOD	2010			2011			2012			2013			2014			2015			2016			2017							
	Q2	Q3	Q4	Q1	Q2	Q3	Q4	Q1	Q2	Q3	Q4	Q1	Q2	Q3	Q4	Q1	Q2	Q3	Q4	Q1	Q2	Q3	Q4	Q1	Q2				
JEWISH NETWORKS	6,664	6,766	6,930	6,899	6,731	6,724	6,700	6,585	6,452	6,385	6,617	6,452	6,460	6,433	6,444	6,124	5,895	5,724	5,502	5,180	4,846	4,613	4,299	3,994	3,628	3,322	3,136	3,148	3,137
OTHER NETWORKS	298	264	236	190	154	127	107	1,031	995	903	836	815	775	715	667	610	570	533	504	487	470	466	446	438	413	385	286	335	134
CHRISTIAN NETWORKS	2,778	2,744	2,783	3,764	4,661	5,715	5,949	5,683	7,505	8,495	8,721	9,908	10,260	10,088	9,989	9,789	9,199	8,672	8,215	7,792	6,921	6,581	5,940	5,405	5,044	4,673	4,262	3,813	3,371
OFFLINE & OTHER BUSINESSES	549	142	160	107	449	111	105	91	94	88	97	88	86	125	104	93	93	79	43	27	25	22	20	21	13	11	10	17	2



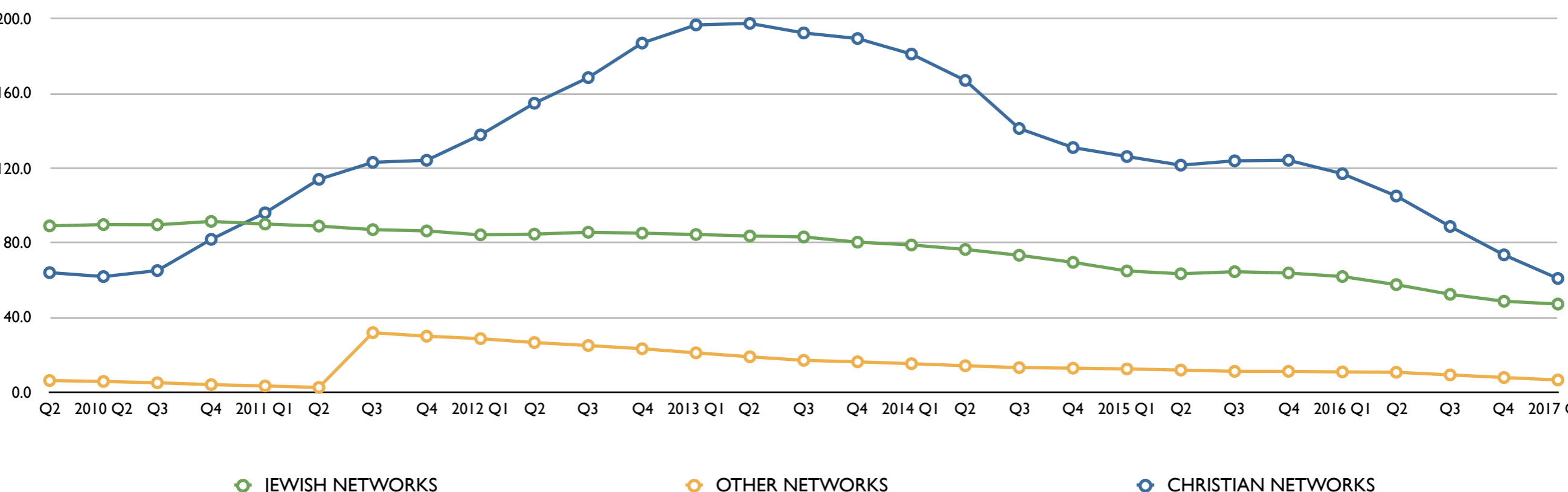
NUMBER OF PAID SUBSCRIBERS (000)

PERIOD	2010			2011			2012			2013			2014			2015			2016			2017							
	Q2	Q3	Q4	Q1	Q2	Q3	Q4	Q1	Q2	Q3	Q4	Q1	Q2	Q3	Q4	Q1	Q2	Q3	Q4	Q1	Q2	Q3	Q4	Q1	Q2				
TOTAL	160	158	161	179	190	206	213	241	251	266	279	296	302	300	293	286	275	258	228	213	204	197	200	199	190	174	151	130	115



NUMBER OF PAID SUBSCRIBERS PER NETWORKS (000)

PERIOD	2010			2011			2012			2013			2014			2015			2016			2017							
	Q2	Q3	Q4	Q1	Q2	Q3	Q4	Q1	Q2	Q3	Q4	Q1	Q2	Q3	Q4	Q1	Q2	Q3	Q4	Q1	Q2	Q3	Q4	Q1	Q2				
JEWISH NETWORKS	89.1	89.8	89.7	91.5	90.1	89.0	87.1	86.4	84.3	84.7	85.7	85.2	84.5	83.7	83.2	80.4	78.9	76.5	73.4	69.6	65.0	63.5	64.6	63.9	62.0	57.7	52.5	48.8	47.3
OTHER NETWORKS	6.4	5.9	5.2	4.2	3.5	2.7	32.0	30.1	28.8	26.7	25.1	23.4	21.2	19.1	17.2	16.4	15.4	14.3	13.3	13.0	12.6	12.0	11.3	11.3	11.0	10.8	9.4	8.0	6.7
CHRISTIAN NETWORKS	64.1	62.0	65.2	81.9	96.1	114.0	123.1	124.2	137.8	154.7	168.4	186.9	196.6	197.4	192.3	189.3	181.0	166.9	141.2	131.0	126.2	121.6	123.9	124.2	117.0	105.1	88.8	73.6	61.0



SPARK NETWORKS INC. (LOV) COMMON STOC - BASIC CHART COMPARED TO SP500 & DOW JONES INDUSTRIAL AVERAGE

Spark Networks, Inc. (LOV) [Add to watchlist](#)

1.20 -0.03 (-2.49%)

As of 11:42AM EDT. Market open.

